

**11,000 lbs.
Two Post
Direct Drive
Clear Floor**

Bi-Symmetric™ Lift



Shop Tools Outlet

888-288-6657
702 S. 3rd Ave.
Marshalltown, Iowa 50158
www.shoptoolsoutlet.com

Honest Service, Fair Prices, People You Can Trust

Engineered and built to offer great features at an economical price, the TP11KC-DX features and designs will make this the most used lift in your garage. With versatile user-friendly **Bi-Symmetric™** configurable arms, 3 Stage Front Arms, Symmetric Columns, Single Point Lock Release, Low Profile Arms, Rubber Door Guards and Spin Up Pads with 2" and 4" Stackable Truck Adapters offers everything you'd expect and more!



TP11KC-DX

Direct Drive
Clear Floor
Bi-Symmetric™ Lift



Specifications

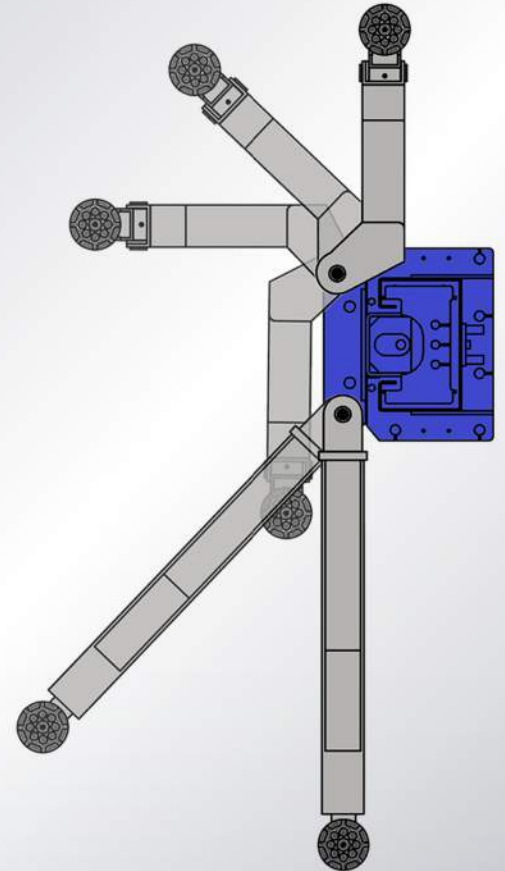
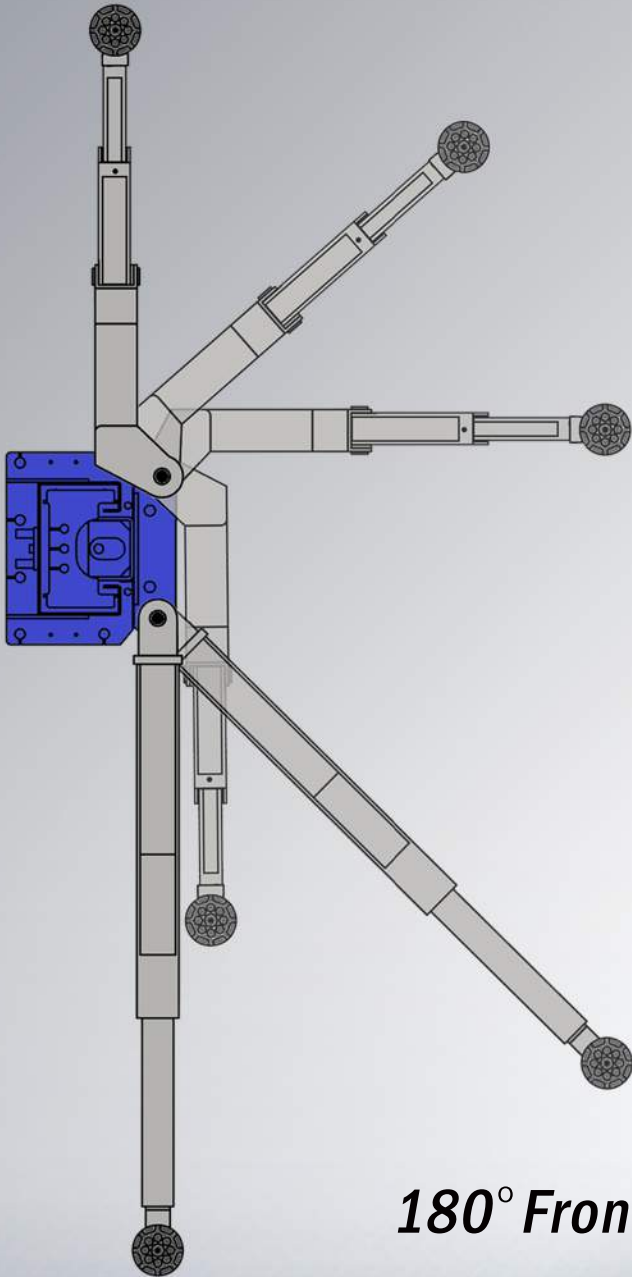
• Capacity	11,000 lbs.
• Height Overall	144"
• Width Overall w/Power Unit	145-1/2"
• Max. Lift Height	71"
• Min. Pad Height	4"
• Width Between Columns	116"
• Drive Thru Clearance	104"
• Lifting Speed	50S
• Power	220V-20Amp-1PH
• Ship Weight	1,705lbs

Features


- 11,000 lb. lifting capacity
- Direct Drive
- 3 Stage Front Arms
- Asymmetric/ Symmetric Arm Configuration
- Symmetric Columns
- Single Point Lock Release
- Low Profile Arms
- Rubber Door Guards
- Spin Up Pads with Stackable Truck Adapters included 2" and 4"

Bi-Symmetric™

Asymmetric or Symmetric Configuration




180° Front Arm Full Rotation



**3 Stage Front Arms and
2 Stage Rear Arms**



**Rubber Door Guards and Spin Up
Pads with Stackable Adapters**



**180° Front
Arm Rotation**