



IDEAL

A Division of **TUXERO** Distributors, LLC.

POWER SPORTS EQUIPMENT



888-288-6657
702 S. 3rd Ave.
Marshalltown, Iowa 50158
www.shoptoolsoutlet.com

Honest Service, Fair Prices, People You Can Trust

New 2200IEH-XR PRO-SERIES POWER SPORT LIFTS

THE MOST INNOVATIVE, VERSATILE & USER FRIENDLY POWER SPORTS LIFTS IN THE INDUSTRY!

- ❖ INNOVATIVE RETRACTABLE RAMP SYSTEM AUTOMATICALLY PROVIDES ADDITIONAL WORK SPACE FOR A SAFE & CLEAN WORK AREA.
- ❖ SPRING LOADED 'QUICK-RELEASE' REAR SERVICE PANEL PROVIDES REAR WHEEL SERVICE ACCESS.
- ❖ DIAMOND PLATE PLATFORM DESIGNED TO ATTACH EITHER CYCLE VISE OR CYCLE CHOCK IN TWO DIFFERENT POSITIONS.
- ❖ SMOOTH & QUIET INTEGRATED 110V ELECTRIC / HYDRAULIC OPERATION - NO AIR COMPRESSOR REQUIRED.
- ❖ UTV SIDE EXTENSIONS INCORPORATE INNOVATIVE CENTER DROP PANELS TO PROVIDE VERSATILE SERVICE ACCESS, INCLUDING SERVICING MOTORCYCLES WITHOUT HAVING TO REMOVING SIDE EXTENSIONS.
- ❖ HIGH QUALITY CONSTRUCTION WITH DURABLE POWDER-COAT FINISH.

NEW

M-2200IEH-XR (2,200 LBS. CAPACITY)

ELECTRIC / HYDRAULIC MOTORCYCLE LIFT BENCH

- **EXCLUSIVE - 'FULL WIDTH' RETRACTABLE RAMP SYSTEM**
- 31.5"W X 88.6"L PLATFORM SIZE
- 47" RISE HEIGHT
- HAND HELD REMOTE CONTROL PENDANT
- 110V INTEGRATED ELECTRIC / HYDRAULIC POWER UNIT
- MAGNETIC LOCK RELEASE W/ SIX LOCKING POSITIONS
- 'QUICK RELEASE / FOLD DOWN' REAR SERVICE PANEL
- STABILIZER BAR
- TIE-DOWN ANCHOR EYE BOLTS & WHEEL STOP INCLUDED
- PLATFORM DESIGNED TO MOUNT OPTIONAL M-VISE OR M-CHOCK



2200IEH-XR PRO-SERIES Difference!!




Platform designed to mount either M-VISE or M-CHOCK

(M-2200IEH-XR Model)



Exclusive!!
 'Space Saving' Retractable Ramp System

Exclusive!!
 'Drop Down' Side Access Panels



NEW

**A-2200IEH-XR (2,200 LBS. CAPACITY)
 ELECTRIC / HYDRAULIC ATV LIFT BENCH**

- **EXCLUSIVE - 'FULL WIDTH' RETRACTABLE RAMP SYSTEM**
- 50"W X 88.6"L PLATFORM SIZE
- 47" RISE HEIGHT
- HAND HELD REMOTE CONTROL PENDANT
- 110V INTEGRATED ELECTRIC / HYDRAULIC POWER UNIT
- MAGNETIC LOCK RELEASE W/ SIX LOCKING POSITIONS
- 'QUICK RELEASE / FOLD DOWN' REAR SERVICE PANEL
- STABILIZER BAR
- TIE-DOWN ANCHOR EYE BOLTS & WHEEL STOPS INCLUDED
- PLATFORM DESIGNED TO MOUNT OPTIONAL M-VISE OR M-CHOCK



NEW

**U-2200IEH-XR (2,200 LBS. CAPACITY)
 ELECTRIC / HYDRAULIC UTV LIFT BENCH**

- **EXCLUSIVE - 'FULL WIDTH' RETRACTABLE RAMP SYSTEM**
- **EXCLUSIVE - 'DROP DOWN' SIDE ACCESS PANELS**
- 65"W X 88.6"L PLATFORM SIZE
- 47" RISE HEIGHT
- HAND HELD REMOTE CONTROL PENDANT
- 110V INTEGRATED ELECTRIC / HYDRAULIC POWER UNIT
- MAGNETIC LOCK RELEASE W/ SIX LOCKING POSITIONS
- 'QUICK RELEASE / FOLD DOWN' REAR SERVICE PANEL
- STABILIZER BAR
- TIE-DOWN ANCHOR EYE BOLTS & WHEEL STOP INCLUDED
- PLATFORM DESIGNED TO MOUNT OPTIONAL M-VISE OR M-CHOCK



NEW

**M-2200IEH-XR + TRIKEKIT-2200IEH-XR (2,200 LBS. CAPACITY)
ELECTRIC / HYDRAULIC TRIKE LIFT BENCH**

- **EXCLUSIVE - 'FULL WIDTH' RETRACTABLE RAMP SYSTEM**
- 62.2"W X 110.2"L PLATFORM SIZE (Includes 21.6" FRONT EXTENSION)
- 47" RISE HEIGHT
- HAND HELD REMOTE CONTROL PENDANT
- 110V INTEGRATED ELECTRIC / HYDRAULIC POWER UNIT
- MAGNETIC LOCK RELEASE W/ SIX LOCKING POSITIONS
- 'QUICK RELEASE / FOLD DOWN' REAR SERVICE PANEL
- STABILIZER BAR
- TIE-DOWN ANCHOR EYE BOLTS & WHEEL STOPS INCLUDED
- PLATFORM DESIGNED TO MOUNT OPTIONAL M-VISE OR M-CHOCK




2200IEH-XR PRO-SERIES Accessories

NEW

RMPEXT-2200IEH-XR

2200IEH-XR RAMP EXTENSION


- REDUCES RAMP ANGLE FOR LOW PROFILE CYCLE
- 35"L x 16"W RAMP SIZE
- EASILY ATTACHES TO RETRACTABLE RAMP
- WORKS ONLY WITH 2200IEH-XR LIFT MODELS



FRTEXT-2200IEH

2200IEH SERIES FRONT EXTENSION PANEL

- EXTENDS 2200IEH PLATFORM BY 21.6" OR TO 110.2"
- DESIGNED TO MOUNT OPTIONAL M-VISE OR M-CHOCK
- ALL HARDWARE INCLUDED



DLYWHLKIT-2200IEH

2200IEH SERIES DOLLY & WHEEL KIT

- INCLUDES BOTH NOSE DOLLY & WHEEL KIT
- PROVIDES CONVENIENT PORTABILITY
- ADJUSTABLE HEIGHT / RETRACTABLE WHEELS
- ALL HARDWARE INCLUDED



M-CHOCK

'SELF-LOCKING' CYCLE CHOCK

- MOUNTS TO 2200IEH PLATFORM OR FRONT EXTENSION
- ADJUSTABLE 'SELF-LOCKING' OPERATION
- INCLUDES NARROW TIRE ADAPTORS
- SECURELY HOLDS CYCLE IN UPRIGHT / FIXED POSITION
- CONVENIENT ONE PERSON OPERATION
- ALL HARDWARE INCLUDED



M-JACK

CYCLE JACK

- 1,100 LBS CAPACITY
- INCLUDES 2 ADJUSTABLE FRAME CRADLES
- PLATFORM SIZE - 17-23/32" X 5-29/32"
- MIN. HEIGHT - 3-3/4"
- MAX HEIGHT - 15-3/4"



M-VISE

CYCLE VISE

- MOUNTS TO 2200IEH PLATFORM OR FRONT EXTENSION
- SECURELY HOLDS CYCLE IN UPRIGHT / FIXED POSITION
- CLAMP DESIGN TO FIT MOST CYCLE FRONT WHEELS
- RUBBER PADS FOR CYCLE WHEEL PROTECTION
- ALL HARDWARE INCLUDED



◆ Individual 2200IEH-XR-PRO-SERIES Side Extension Kits Available - ATKKIT-2200IEH-XR, UTVKIT-2200IEH-XR & TRIKEKIT-2200IEH-XR

2200IEH-XR PRO-SERIES Lift Specifications

Lift Model	M-2200IEH-XR	A-2200IEH-XR	U-2200IEH-XR	M-2200IEH-XR + TRIKEKIT-2200IEH-XR
Capacity	2,200 lbs	2,200 lbs	2,200 lbs	2,200 lbs
Min. Height	7"	7"	7"	7"
Max Lifting Height	47-1/4"	47-1/4"	47-1/4"	47-1/4"
Overall Length w/ Ramp	116-1/2"	116-1/2"	116-1/2"	138-1/4"
Overall Width	58"	58"	65"	62-1/4"
Platform Size (L x W)	88-5/8" x 31.5"	88-5/8" x 50"	88-5/8" x 65"	88-5/8" x 62-1/4"
Lifting Time	30S	30S	30S	30S
Lowering Time	30S	30S	30S	30S
Power	110V, 60Hz, 1 PH-18A	110V, 60Hz, 1 PH-18A	110V, 60Hz, 1 PH-18A	110V, 60Hz, 1 PH-18A
Ship Weight	704 lbs	880 lbs	970 lbs	1,015 lbs

idealautoequip.com

Premium Products at Affordable Prices!!