

## MID-RISE SCISSOR PORTABLE LIFT

*This mid-rise, portable lift is an excellent choice for a low ceiling tire shop or service center that wants to get a passenger car or light SUV lifted as quickly as possible. The EM06 model raises vehicles to a full 40". Simply drive the vehicle over the approach ramps and place the rubber support blocks under the vehicle's lifting points.*




**EM06**

### Main Features


- ✓ Advanced Hydraulic Safety Locks instead of the traditional mechanical locks.
- ✓ Hydraulic cylinders with a built-in flow restrictor adds stability and smooth lowering.
- ✓ Adjustable approach ramps can quickly extend the length of the platform.
- ✓ Can be made portable by using the optional dolly, kit No.:EM002



Adjustable approach ramps quickly extend the length of the platform.



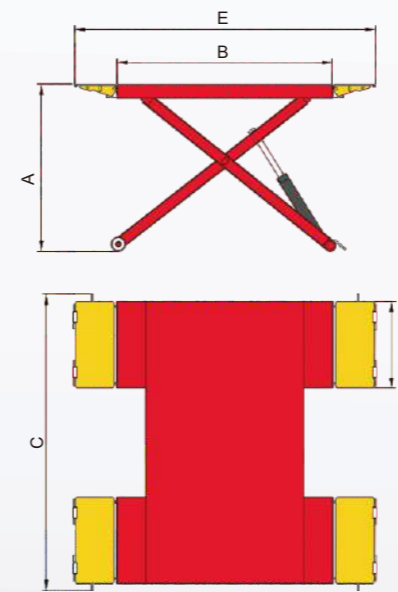
Two hydraulic cylinders and hydraulic safety locks.



Both 1 1/2" and 3" height rubber pads are included as a standard issue.



### SPECIFICATIONS



Model	EM06	
Lifting Capacity	6,000lbs (2800kg)	
Lifting Time	26S	
Lifting Height	A1	41 3/4" (1060mm)
Minimum Height	A2	4 1/3" (110mm)
Runway Length	B	57 1/2" (1460mm)
Overall Width	C	80 3/8" (2040mm)
Runway Width	D	23 5/8" (600mm)
Overall Length(Inc Ramps)	E	80" (2030mm)
Gross Weight	1,294lbs (587kg)	
Motor	2.0HP,220V/60Hz,single phase	

AMGO HYDRAULIC CORPORATION

1931 Joe Rogers Jr Blvd, Manning, SC 29102, USA  
Tel:(803)505-6410 www.amgohyd.com